



Certificate ID: **87801**  
 Received: **10/5/20**  
 Client Sample ID: **Hawaiian Haze**  
 Lot Number: **Hawaiian Haze 10/1/20**  
 Matrix: **Flowers/Bud - Dry Flower**

Scan QR Code  
for authenticity



**Hunger Mtn Hemp**  
**PO BOX 404**  
**Waterbury, VT 05676**  
**Attn: Justin Michaels**

Authorization:	Signature:	Date:
Chris Hudalla, Chief Science Officer		11/5/2020



The data contained within this report was collected in accordance with the requirements of ISO/IEC17025:2017. I attest that the information contained within the report has been reviewed for accuracy and checked against the quality control requirements for each method. These results relate only to the test article listed in this report. Reports may not be reproduced except in their entirety.

**CN: Cannabinoid Profile & Potency [WI-10-17 & WI-10-17-01]** Analyst: JFD Test Date: 10/16/2020

The client sample was analyzed for plant-based cannabinoids by Liquid Chromatography (LC). The collected data was compared to data collected for certified reference standards at known concentrations.

## 87801-CN

ID	Weight %	Concentration (mg/g)		
D9-THC	0.0311	0.311		
THCV	ND	ND		
CBD	0.281	2.81		
CBDV	ND	ND		
CBG	ND	ND		
CBC	0.0231	0.231		
CBN	ND	ND		
THCA	0.480	4.80		
CBDA	17.2	172		
CBGA	0.390	3.90		
D8-THC	ND	ND		
exo-THC	ND	ND		
Total	18.4	184	0%	Cannabinoids (wt%) 17.2%
Max THC	0.452	4.52		
Max CBD	15.4	154		

**Ratio of Total CBD to THC 34.1:1**

Limit of Quantitation (LOQ) = 0.0066 wt%

Max THC (and Max CBD) are calculated values for total cannabinoids after heating, assuming complete decarboxylation of the acid to the neutral form. It is calculated based on the weight loss of the acid group during decarboxylation:  $\text{Max THC} = (0.877 \times \text{THCA}) + \text{THC}$ . This calculation does not include other cannabinoid isomers (eg. D8-THC and exo-THC). ND = None detected above the limits of detection (LOD), which is one third of LOQ.

**HM: Heavy Metal Analysis [WI-10-13]**

Analyst: CJS

Test Date: 10/14/2020

This test method was performed in accordance with the requirements of ISO/IEC 17025. These results relate only to the test article listed in this report. Reports may not be reproduced except in their entirety.

**87801-HM**

Symbol	Metal	Conc. <sup>1</sup> (µg/kg)	RL	Use Limits <sup>2</sup> (µg/kg)		Status
				All	Ingestion	
As	Arsenic	ND	50.0	200	1,500	PASS
Cd	Cadmium	87.0	50.0	200	500	PASS
Hg	Mercury	ND	50.0	100	1,500	PASS
Pb	Lead	ND	50.0	500	1,000	PASS

1) ND = None detected above the indicated Reporting Limit (RL)

2) MA Dept. of Public Health: Protocol for MMJ and MIPS, Exhibit 4(a) for all products.

3) USP exposure limits based on daily oral dosing of 1g of concentrate for a 110 lb person.

**MY: Mycotoxin Testing [WI-10-05]**

Analyst: AEG

Test Date: 10/30/2020

This test method was performed in accordance with the requirements of ISO/IEC 17025. These results relate only to the test article listed in this report. Reports may not be reproduced except in their entirety.

**87801-MY**

Test ID	Date	Results	MDL	Limits	Status*
Total Aflatoxin	10/30/2020	< MDL	2 ppb	< 20 ppb	PASS
Total Ochratoxin	10/30/2020	< MDL	3 ppb	< 20 ppb	PASS





















**TP: Terpenes Profile [WI-10-27]**

Analyst: AEG

Test Date: 10/17/2020

Client sample analysis was performed using full evaporative technique (FET) headspace sample delivery and gas chromatographic (GC) compound separation. A combination of flame ionization detection (FID) and/or mass spectrometric (MS) detection with mass spectral confirmation against the National Institute of Standards and Technology (NIST) Mass Spectral Database, Revision 2017 were used. Chromatographic and/or mass spectral data were processed by quantitatively comparing the analytical peak areas against calibration curves prepared from certified reference standards.

**87801-TP**

Compound	CAS	Conc. (wt%)	Conc. (ppm)	Qualitative Profile	
alpha-pinene	80-56-8	0.0065	64.7		
camphene	79-92-5	0.0006	6.22		
sabinene*	3387-41-5	<RL	<RL		
beta-myrcene	123-35-3	0.0177	177		
beta-pinene	127-91-3	0.0056	55.9		
alpha-phellandrene	99-83-2	ND	ND		
delta-3-carene	13466-78-9	<RL	<RL		
alpha-terpinene	99-86-5	<RL	<RL		
alpha-ocimene	502-99-8	<RL	<RL		
D-limonene	138-86-3	0.0042	41.9		
p-cymene	99-87-6	ND	ND		
cis-beta-ocimene	3338-55-4	0.0025	24.7		
eucalyptol	470-82-6	0.0018	17.7		
gamma-terpinene	99-85-4	<RL	<RL		
terpinolene	586-62-9	0.0011	11.4		
linalool	78-70-6	0.0224	224		
L-fenchone*	7787-20-4	0.0018	18.4		
isopulegol	89-79-2	ND	ND		
menthol*	89-78-1	ND	ND		
geraniol	106-24-1	ND	ND		
beta-caryophyllene	87-44-5	0.167	1,670		
alpha-humulene	6753-98-6	0.0590	590		
cis-nerolidol	3790-78-1	ND	ND		
trans-nerolidol	40716-66-3	ND	ND		
guaial	489-86-1	0.0059	58.7		
caryophyllene oxide	1139-30-6	0.0040	39.6		
alpha-bisabolol	23089-26-1	0.0295	295		
				wt%	0.00 0.10 0.20

Total Terpene: 0.3 wt%

\* Certified reference standard not available for this compound. Concentration is estimated using the response factor from alpha-pinene. ND = None Detected. RL = Reporting Limit of 5 ppm.

**END OF REPORT**